





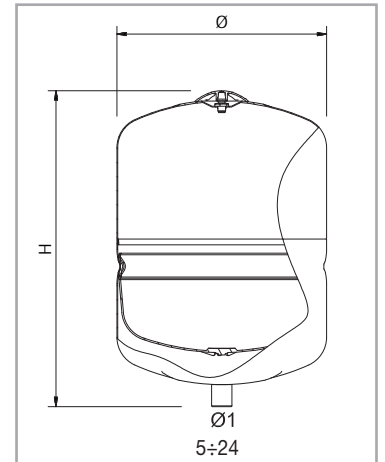
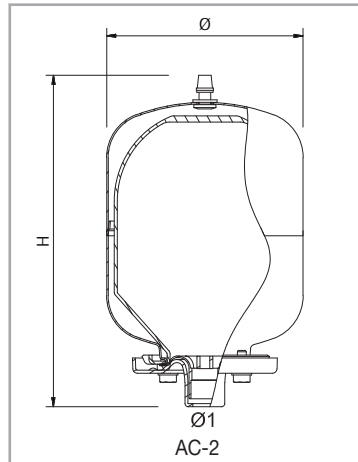



AC-2
ER - CE
 : -10°÷+99°C









Mod	Cod		P _{PRE}	P _{MAX}					
AC-2 *	A012J07	2	1,5	8	+99°C	130	230	3/4"	150 x 150 x 240
ER 5 *	A102L11	5	1,5	8	+99°C	205	225	3/4"	210 x 210 x 250
ER 8 CE	A102L16	8	1,5	8	+99°C	205	300	3/4"	210 x 210 x 320
ER 12 CE	A102L20	12	1,5	8	+99°C	270	300	3/4"	280 x 280 x 310
ER 18 CE	A102L24	18	1,5	8	+99°C	270	410	3/4"	280 x 280 x 450
ER 24 CE	A102L27	24	1,5	8	+99°C	320	355	3/4"	330 x 330 x 375

* ESENTE DA MARCATURA CE



ERCE

 : -10°÷+99°C


Mod	Cod		P _{PRE}	P _{MAX}						
ERCE 35	A102L31	35	1,5	10	+99°C	400	390	-	3/4"	410 x 410 x 410
ERCE 35/P	A122L31	35	1,5	10	+99°C	400	415	390 (lungh.)	1"	410 x 410 x 410
ERCE 50	A102L34	50	1,5	10	+99°C	400	500	-	1"	410 x 410 x 535
ERCE 50/P	A122L34	50	1,5	10	+99°C	400	415	500 (lungh.)	1"	410 x 410 x 535
ERCE 80	A112L37	80	1,5	10	+99°C	400	820	-	1"	410 x 410 x 860
ERCE 100	A112L38	100	1,5	10	+99°C	500	775	-	1"	510 x 510 x 830
ERCE 150	A112L43	150	1,5	10	+99°C	500	1005	-	1"	510 x 510 x 1040
ERCE 200	A112L47	200	1,5	10	+99°C	600	1065	-	1"	610 x 610 x 1110
ERCE 250	A112L49	250	1,5	10	+99°C	650	1160	-	1"	660 x 660 x 1210
ERCE 300	A112L51	300	1,5	10	+99°C	650	1240	-	1"	660 x 660 x 1210
ERCE 500	A112L55	500	1,5	10	+99°C	775	1400	-	1" 1/4	785 x 785 x 1440

